

# RUD-Eyebolt

## Safety instructions


This safety instruction / declaration of the manufacturer has to be kept on file for the whole lifetime of the product.  
**Translation of the Original instructions**



**RUD Ketten**  
**Rieger & Dietz GmbH u. Co. KG**  
 73428 Aalen/Germany  
 Tel. +49 7361 504-1370  
 Fax + 49 7361 504-1460  
 www.rud.com  
 sling@rud.com

RUD-Art.-Nr.: 8500816-EN / 04.019

## RUD-Eyebolt - high tensile - **RS**



**EG-Konformitätserklärung**

entsprechend der EG-Maschinenrichtlinie 2006/42/EG, Anhang II A und ihren Änderungen

Hersteller: **RUD Ketten**  
**Rieger & Dietz GmbH u. Co. KG**  
 Friedensinsel  
 73432 Aalen

Hiermit erklären wir, dass die nachfolgend bezeichnete Maschine aufgrund ihrer Konzipierung und Bauart, sowie in der von uns in Verkehr gebrachten Ausführung, den grundlegenden Sicherheits- und Gesundheitsanforderungen der EG-Maschinenrichtlinie 2006/42/EG sowie den unten aufgeführten harmonisierten und nationalen Normen sowie technischen Spezifikationen entspricht.  
 Bei einer nicht mit uns abgestimmten Änderung der Maschine verliert diese Erklärung ihre Gültigkeit.

**Produktbezeichnung:** Ringschraube  
RS

**Folgende harmonisierten Normen wurden angewandt:**


<u>DIN EN 1677-1 : 2009-03</u>	<u>DIN EN ISO 12100 : 2011-03</u>
_____	_____
_____	_____
_____	_____

**Folgende nationalen Normen und technische Spezifikationen wurden außerdem angewandt:**

<u>BGR 500, KAP2.8 : 2008-04</u>	_____
_____	_____
_____	_____
_____	_____

Für die Zusammenstellung der Konformitätsdokumentation bevollmächtigte Person:  
 Michael Betzler, RUD Ketten, 73432 Aalen

Aalen, den 26.09.2016 Dr.-Ing. Arne Kriegsmann, (Prokurist/QMB) *Arne Kriegsmann*  
 Name, Funktion und Unterschrift Verantwortlicher



**EC-Declaration of conformity**

According to the EC-Machinery Directive 2006/42/EC, annex II A and amendments

Manufacturer: **RUD Ketten**  
**Rieger & Dietz GmbH u. Co. KG**  
 Friedensinsel  
 73432 Aalen

We hereby declare that the equipment sold by us because of its design and construction, as mentioned below, corresponds to the appropriate, basic requirements of safety and health of the corresponding EC-Machinery Directive 2006/42/EC as well as to the below mentioned harmonized and national norms as well as technical specifications.  
 In case of any modification of the equipment, not being agreed upon with us, this declaration becomes invalid.

**Product name:** Eye bolt  
RS

**The following harmonized norms were applied:**

<u>DIN EN 1677-1 : 2009-03</u>	<u>DIN EN ISO 12100 : 2011-03</u>
_____	_____
_____	_____
_____	_____

**The following national norms and technical specifications were applied:**

<u>BGR 500, KAP2.8 : 2008-04</u>	_____
_____	_____
_____	_____
_____	_____

Authorized person for the configuration of the declaration documents:  
 Michael Betzler, RUD Ketten, 73432 Aalen

Aalen, den 26.09.2016 Dr.-Ing. Arne Kriegsmann, (Prokurist/QMB) *Arne Kriegsmann*  
 Name, function and signature of the responsible person

## User instructions

1. Reference should be made to German Standards accord. BGR 500 (DGUV rules 100-500) or other country specific statutory regulations and inspections are to be carried out by competent persons only.

2. Before installing and every use, inspect visually RUD lifting points, paying particular attention to any evidence of corrosion, wear and weld cracks and deformations. Please ensure compatibility of bolt thread and tapped hole.

3. The material construction to which the lifting point will be attached should be of adequate strength to withstand forces during lifting without deformation. The German testing authority BG, recommends the following minimum for bolt lengths:

- 1 x M in steel (minimum quality S235JR [1.0037])
  - 1,25 x M in cast iron (for example GG 25)
  - 2 x M in aluminium
  - 2,5 x M in aluminium/magnesium alloys
- (M = diameter of RUD lifting point bolt, for ex. M 20)

When lifting light metals, nonferrous heavy metals and gray cast iron the thread has to be chosen in such a way that the working load limit of the thread corresponds to the requirements of the respective base material

4. The lifting points must be positioned on the load in such a way that movement is avoided during lifting.

- a.) For single leg lifts, the lifting point should be vertically above the centre of gravity of the load.
- b.) For two leg lifts, the lifting points must be equidistant to/or above the centre of gravity of the load.
- c.) For three and four leg lifts, the lifting points should be arranged symmetrically around the centre of gravity in the same plane.

### 5. Load Symmetry:

The working load limit of individual RUD lifting points are calculated using the following formula and are based on symmetrical loading:

$$W_{LL} = \frac{G}{n \times \cos \beta}$$

$W_{LL}$  = working load limit  
 $G$  = load weight (kg)  
 $n$  = number of load bearing legs  
 $\beta$  = angle of inclination of the chain to the vertical

The calculation of load bearing legs is as follows:

	symmetrical	asymmetrical
two leg	2	1
three / four leg	3	1

(see table 1 and 3)

When using the eyebolt perpendicular only, the WLL from table 1 can be used.

6. Drill and tap the work piece so that the eyebolt is installed perpendicular to the surface of the work piece. The work piece surface must be flat, providing complete contact for the eyebolt.

7. **Rotation during the transportation must be avoided.**

8. All fittings connected to the eyebolt should be free moving. When connecting and disconnecting the lifting means (sling chain) pinches and impacts should be avoided. Damage of the lifting means caused by sharp edges should be avoided as well.

9. To prevent unintended dismounting through shock loading, rotation or vibration, thread locking fluid such as Loctite (depending on the application, please pay attention to the manufacturer's instruction) could be used to secure the bolt, or use form-closed devices. For lifting points which remains on the construction we basically recommend to secure with liquid locking device or tighten with torque.

10. Effects of temperature:

If the RUD-Eyebolts are to be used in temperatures ranging from 200°C upwards, the WLL has to be reduced accordingly:

-40° up to 200°C	no reduction	
200° up to 300°C	minus 10 %	(392°F up to 572°F)
300° up to 400°C	minus 25 %	(572°F up to 752°F)

Temperatures above 400°C (752°F) are not permitted.

11. RUD-Lifting points must not be used under chemical influences such as acids, alkaline solutions and vapours e.g. in pickling baths or hot dip galvanising plants. If this cannot be avoided, please contact the manufacturer indicating the concentration, period of penetration and temperature of use.

12. The places where the lifting points are fixed should be marked with colour.

13. After fitting, an annual inspection or sooner if conditions dictate should be under taken by a competent person examining the continued suitability. Also after damage and special occurrences.

### Inspection criteria concerning paragraphs 2 and 13:

- Ensure compatibility of bolt thread and tapped hole
- The plane area of the eye bolt can completely flat down to the work piece.
- The lifting point should be complete.
- The working load limit and manufacturers stamp should be clearly visible.
- Deformation of the component parts such as body, load ring and bolt.
- Mechanical damage, such as notches, particularly in high stress areas.
- Wear should be no more than 10 % of cross sectional diameter.
- Evidence of corrosion.
- Evidence of cracks.
- Damage to the bolt, nut and/or thread.

**A non-adherence to this advice may result damages of persons and materials!**

Method of lift										
Number of legs	1	1	2	2	2	2	2	3 / 4	3 / 4	3 / 4
Angle of inclination <math>\beta</math>	0°	90°	0°	90°	0-45°	>45-60°	Un-symm.	0-45°	>45-60°	Un-symm.
Metric type	<b>RUD-Eyebolt -WLL in metric tonnes. bolted</b>									
RS-M6	0.4 t	0.1 t	0.8 t							
RS-M8	0.8 t	0.2 t	1.6 t							
RS-M10	1 t	0.25 t	2 t							
RS-M12	1.6 t	0.4 t	3.2 t							
RS-M16	4 t	1 t	8 t							
RS-M20	6 t	1.5 t	12 t							
RS-M24	8 t	2 t	16 t							
RS-M30	12 t	3 t	24 t							
RS-M36	16 t	4 t	32 t							
RS-M42	24 t	6 t	48 t							
RS-M48	32 t	8 t	64 t							

**For these kind of lifting purposes  
we recommend lifting points  
which can be adjusted to direction of pull!**

Table 1

	Type	WLL	weight	A [mm]	B [mm]	C [mm]	D [mm]	E [mm]	M [mm]	T [mm]	réf.
Imperial thread UNC-fine thread	RS-3/8"-24UNF	0.25 t	0.1 kg	15	11	10	25	25	3/8"	34	56881
	RS-7/16"-20UNF	0.4 t	0.18 kg	18	13	12	30	30	7/16"	41	56872
	RS-1/2"-20UNF	0.4 t	0.18 kg	18	13	12	30	30	1/2"	41	56873
	RS-5/8"-18UNF	1 t	0.3 kg	24	15	14	35	35	5/8"	48	57199
	RS-3/4"-16UNF	1.2 t	0.47 kg	30	17	16	40	40	3/4"	55	57204
	RS-1"-12UNF	2 t	0.85 kg	36	21	20	50	50	1"	70	57215

Table 4

	Type	WLL	weight	A [mm]	B [mm]	C [mm]	D [mm]	E [mm]	M [mm]	T [mm]	Art.-No.	
ISO metric thread	RS-M 6	0.1 t	0.1 kg	12	11	10	25	25	6	35	61401	
	RS-M 8	0.2 t	0.1 kg	12	11	10	25	25	8	35	61402	
	RS-M 10	0.25 t	0.1 kg	15	11	10	25	25	10	35	56397	
	RS-M 12	0.4 t	0.2 kg	18	13	12	30	30	12	41	56398	
	RS-M 14	0.75 t	0.3 kg	21	15	14	35	35	14	48	56403	
	RS-M 16	1.0 t	0.3 kg	24	15	14	35	35	16	48	56404	
	RS-M 18	1.2 t	0.4 kg	30	17	16	40	40	18	55	53850	
	RS-M 20	1.5 t	0.45 kg	30	17	16	40	40	20	55	56407	
	RS-M 22	1.5 t	0.65 kg	36	21	20	50	50	22	70	53346	
	RS-M 24	2.0 t	0.7 kg	36	21	20	50	50	24	70	56408	
	RS-M 27	2.0 t	1.5 kg	45	26	24	60	60	27	85	53347	
	RS-M 30	3.0 t	1.6 kg	45	26	24	60	60	30	85	56409	
	RS-M 33	3.0 t	5.9 kg	50	43	38	90	100	33	130	57770	
	RS-M 36	4.0 t	6.0 kg	54	43	38	90	100	36	130	56954	
	RS-M 39	5.0 t	6.1 kg	59	43	38	90	100	39	130	57771	
	RS-M 42	6.0 t	6.2 kg	63	43	38	90	100	42	130	56955	
RS-M 45	7.0 t	6.3 kg	67	43	38	90	100	45	130	58044		
RS-M 48	8.0 t	6.4 kg	67	43	38	90	100	48	130	56956		
Metric fine thread	RS-M 10x1	0.25 t	0.1 kg	15	11	10	25	25	10x1	34	7985047	
	RS-M 10x1.25	0.25 t	0.1 kg	15	11	10	25	25	10x1.25	34	56877	
	RS-M 12x1	0.4 t	0.18 kg	18	13	12	30	30	12x1	41	56868	
	RS-M 12x1.25	0.4 t	0.18 kg	18	13	12	30	30	12x1.25	41	56869	
	RS-M 12x1.5	0.4 t	0.2 kg	18	13	12	30	30	12x1.5	41	59830	
	RS-M 14x1.5	0.75 t	0.3 kg	21	15	14	35	35	14x1.5	48	53844	
	RS-M 16x1.5	1.0 t	0.3 kg	24	15	14	35	35	16x1.5	48	59832	
	RS-M 18x1.5	1.2 t	0.4 kg	30	17	16	40	40	18x1.5	55	50986	
	RS-M 20x1.5	1.5 t	0.47 kg	30	17	16	40	40	20x1.5	55	57203	
	RS-M 20x2	1.5 t	0.47 kg	30	17	16	40	40	20x2	55	59833	
	RS-M 22x1.5	1.5 t	0.78 kg	34	21	20	50	50	22x1.5	55	7901656	
	RS-M 24x1.5	2.0 t	0.88 kg	30	21	20	50	50	24x1.5	70	57210	
	RS-M 24x2	2.0 t	0.88 kg	36	21	20	50	50	24x2	70	59834	
	RS-M 27x2	2.0 t	1.6 kg	45	26	24	60	60	27x2	85	57259	
	RS-M 30x2	3.0 t	1.6 kg	45	26	24	60	60	30x2	85	59835	
	RS-M 36x3	4.0 t	6.5 kg	54	43	38	90	100	36x3	130	53853	
RS-M 42x3	6.0 t	6.5 kg	63	43	38	90	100	42x3	130	53872		
RS-M 48x3	6.0 t	6.5 kg	67	43	38	90	100	48x3	130	53885		
Imperial thread UNC	RS-1/4"-20UNC	0.1 t	0.1 kg	12	11	10	25	25	1/4"	35	56887	
	RS-5/16"-18UNC	0.2 t	0.1 kg	12	11	10	25	25	5/16"	35	56885	
	RS-3/8"-16UNC	0.25 t	0.1 kg	15	11	10	25	25	13/8"	35	56879	
	RS-7/16"-14UNC	0.4 t	0.18 kg	18	13	12	30	30	7/16"	41	56870	
	RS-1/2"-13UNC	0.4 t	0.2 kg	18	13	12	30	30	1/2"	41	56871	
	RS-9/16"-12UNC	0.75 t	0.3 kg	22	15	14	35	35	9/16"	48	57120	
	RS-5/8"-11UNC	1.0 t	0.3 kg	24	15	14	35	35	5/8"	48	57198	
	RS-3/4"-10UNC	1.2 t	0.45 kg	30	17	16	40	40	3/4"	55	57205	
	RS-7/8"-9UNC	1.5 t	0.7 kg	34	21	20	50	50	7/8"	70	57212	
	RS-1"-8UNC	2.0 t	0.7 kg	36	21	20	50	50	1"	70	57213	
	RS-1 1/8"-7UNC	2.5 t	1.6 kg	45	26	24	60	60	1 1/8"	85	57471	
	RS-1 1/8"-8UN	2.5 t	1.6 kg	45	26	24	60	60	1 1/8"	85	7985010	
	RS-1 1/4"-7UNC	3.0 t	1.6 kg	46	26	24	60	60	1 1/4"	85	57685	
	RS-1 1/4"-8UN	3.0 t	1.6 kg	46	26	24	60	60	1 1/4"	85	57686	
	RS-1 3/8"-6UNC	3.0 t	6.1 kg	55	43	38	90	100	1 3/8"	130	58599	
	RS-1 1/2"-6UNC	4.0 t	6.2 kg	58	43	38	90	100	1 1/2"	130	58615	
	RS-1 1/2"-8UN	4.0 t	6.2 kg	58	43	38	90	100	1 1/2"	130	7990453	
	RS-1 3/4"-5UNC	6.0 t	6.3 kg	67	43	38	90	100	1 3/4"	130	58616	
	RS-1 3/4"-8UN	6.0 t	6.3 kg	67	43	38	90	100	1 3/4"	130	7990186	
RS-2"-4.5UNC	8.0 t	6.4 kg	67	43	38	90	100	2"	130	58658		
Whitworth thread	RS-3/8"-BSW	0.25 t	0.1 kg	15	11	10	25	25	13/8"	35	51808	
	RS-1/2"-BSW	0.4 t	0.2 kg	18	13	12	30	30	1/2"	41	51810	
	RS-5/8"-BSW	1.0 t	0.3 kg	24	15	14	35	35	5/8"	48	51811	
	RS-3/4"-BSW	1.2 t	0.45 kg	30	17	16	40	40	3/4"	55	51813	
	RS-7/8"-BSW	1.5 t	0.8 kg	34	21	20	50	50	7/8"	70	51816	
	RS-1"-BSW	2.0 t	0.85 kg	36	21	20	50	50	1"	70	51774	
	RS-1 1/8"-BSW	2.5 t	1.6 kg	45	26	24	60	60	1 1/8"	85	51775	
	RS-1 1/4"-BSW	3.0 t	1.6 kg	45	26	24	60	60	1 1/4"	85	51776	
	RS-1 1/2"-BSW	4.0 t	6.2 kg	58	43	38	90	90	1 1/2"	130	51779	
	RS-1 3/4"-BSW	6.0 t	6.3 kg	67	43	38	90	90	1 3/4"	130	51803	
RS-2"-BSW	8.0 t	6.8 kg	67	43	38	90	90	2"	130	51805		

Table 2

Subject to technical alterations

	Type	WLL	weight	A	B	C	D	E	M	T	Art.-No.
ISO metric thread	RS-M 6	220 lbs	0.22 lbs	15/32"	7/16"	25/64"	1"	1"	M6	1 11/32"	61401
	RS-M 8	440 lbs	0.22 lbs	15/32"	7/16"	25/64"	1"	1"	M8	1 11/32"	61402
	RS-M 10	550 lbs	0.22 lbs	19/32"	7/16"	25/64"	1"	1"	M10	1 11/32"	56397
	RS-M 12	880 lbs	0.44 lbs	23/32"	1/2"	15/32"	1 3/16"	1 3/16"	M12	1 5/8"	56398
	RS-M 14	1650 lbs	0.66 lbs	13/16"	19/32"	9/16"	1 3/8"	1 3/8"	M14	1 7/8"	56403
	RS-M 16	2200 lbs	0.66 lbs	15/16"	19/32"	9/16"	1 3/8"	1 3/8"	M16	1 7/8"	56404
	RS-M 18	2640 lbs	0.88 lbs	1 3/16"	43/64"	5/8"	1 9/16"	1 9/16"	M18	2 5/32"	53850
	RS-M 20	3300 lbs	1.0 lbs	1 3/16"	43/64"	5/8"	1 9/16"	1 9/16"	M20	2 5/32"	56407
	RS-M 22	3300 lbs	1.4 lbs	1 13/32"	13/16"	25/32"	1 31/32"	1 31/32"	M22	2 3/4"	53346
	RS-M 24	4400 lbs	1.5 lbs	1 13/32"	13/16"	25/32"	1 31/32"	1 31/32"	M24	2 3/4"	56408
	RS-M 27	4400 lbs	3.3 lbs	1 3/4"	1"	15/16"	2 3/8"	2 3/8"	M27	3 11/32"	53347
	RS-M 30	6600 lbs	3.5 lbs	1 3/4"	1"	15/16"	2 3/8"	2 3/8"	M30	3 11/32"	56409
	RS-M 33	6600 lbs	5.9 kg	1 31/32"	1 11/16"	1 1/2"	3 1/2"	3 15/16"	M33	5 1/8"	57770
	RS-M 36	8800 lbs	13.0 lbs	2 5/8"	1 11/16"	1 1/2"	3 1/2"	3 15/16"	M36	5 1/8"	56954
	RS-M 39	11000 lbs	13.4 lbs	2 5/8"	1 11/16"	1 1/2"	3 1/2"	3 15/16"	M39	5 1/8"	57771
	RS-M 42	13200 lbs	13.6 lbs	2 1/2"	1 11/16"	1 1/2"	3 1/2"	3 15/16"	M42	5 1/8"	56955
RS-M 45	15400 lbs	13.9 lbs	2 5/8"	1 11/16"	1 1/2"	3 1/2"	3 15/16"	M45	5 1/8"	58044	
RS-M 48	17600 lbs	14.1 lbs	2 5/8"	1 11/16"	1 1/2"	3 1/2"	3 15/16"	M48	5 1/8"	56956	
Metric fine thread	RS-M 10x1	550 lbs	0.22 lbs	19/32"	7/16"	25/64"	1"	1"	M10x1	1 11/32"	7985047
	RS-M 10x1.25	550 lbs	0.22 lbs	19/32"	7/16"	25/64"	1"	1"	M10x1.25	1 11/32"	56877
	RS-M 12x1	880 lbs	0.44 lbs	23/32"	1/2"	15/32"	1 3/16"	1 3/16"	M12x1	1 5/8"	56868
	RS-M 12x1.25	880 lbs	0.44 lbs	23/32"	1/2"	15/32"	1 3/16"	1 3/16"	M12x1.25	1 5/8"	56869
	RS-M 12x1.5	880 lbs	0.44 lbs	23/32"	1/2"	15/32"	1 3/16"	1 3/16"	M12x1.5	1 5/8"	59830
	RS-M 14x1.5	1650 lbs	0.66 lbs	13/16"	19/32"	9/16"	1 3/8"	1 3/8"	M14x1.5	1 7/8"	53844
	RS-M 16x1.5	2200 lbs	0.66 lbs	15/16"	19/32"	9/16"	1 3/8"	1 3/8"	M16x1.5	1 7/8"	59832
	RS-M 18x1.5	2640 lbs	0.88 lbs	1 3/16"	43/64"	5/8"	1 9/16"	1 9/16"	M18x1.5	2 5/32"	50986
	RS-M 20x1.5	3300 lbs	1.0 lbs	1 3/16"	43/64"	5/8"	1 9/16"	1 9/16"	M20x1.5	2 5/32"	57203
	RS-M 20x2	3300 lbs	1.0 lbs	1 3/16"	43/64"	5/8"	1 9/16"	1 9/16"	M20x2	2 5/32"	59833
	RS-M 22x1.5	3300 lbs	1.4 lbs	1 13/32"	13/16"	25/32"	1 31/32"	1 31/32"	M22x1.5	2 3/4"	7901656
	RS-M 24x1.5	4400 lbs	1.5 lbs	1 13/32"	13/16"	25/32"	1 31/32"	1 31/32"	M24x1.5	2 3/4"	57210
	RS-M 24x2	4400 lbs	1.5 lbs	1 13/32"	13/16"	25/32"	1 31/32"	1 31/32"	M24x2	2 3/4"	59834
	RS-M 27x2	4400 lbs	3.3 lbs	1 3/4"	1"	15/16"	2 3/8"	2 3/8"	M27	3 11/32"	57259
	RS-M 30x2	6600 lbs	3.5 lbs	1 3/4"	1"	15/16"	2 3/8"	2 3/8"	M30x2	3 11/32"	59835
	RS-M 36x3	8800 lbs	13.0 lbs	2 5/8"	1 11/16"	1 1/2"	3 1/2"	3 15/16"	M36x3	5 1/8"	53853
RS-M 42x3	13200 lbs	13.6 lbs	2 1/2"	1 11/16"	1 1/2"	3 1/2"	3 15/16"	M42x3	5 1/8"	53872	
RS-M 48x3	17600 lbs	14.1 lbs	2 5/8"	1 11/16"	1 1/2"	3 1/2"	3 15/16"	M48	5 1/8"	53885	
Imperial thread UNC	RS- 1/4"-20UNC	220 lbs	0.22 lbs	15/32"	7/16"	25/64"	1"	1"	1/4"	1 11/32"	56887
	RS- 5/16"-18UNC	440 lbs	0.22 lbs	15/32"	7/16"	25/64"	1"	1"	5/16"	1 11/32"	56885
	RS- 3/8"-16UNC	550 lbs	0.22 lbs	19/32"	7/16"	25/64"	1"	1"	3/8"	1 11/32"	56879
	RS- 7/16"-16UNC	880 lbs	0.44 lbs	23/32"	1/2"	15/32"	1 3/16"	1 3/16"	7/16"	1 5/8"	56870
	RS- 1/2"-13UNC	880 lbs	0.44 lbs	23/32"	1/2"	15/32"	1 3/16"	1 3/16"	1/2"	1 5/8"	56871
	RS- 9/16"-12UNC	1650 lbs	0.66 lbs	13/16"	19/32"	9/16"	1 3/8"	1 3/8"	9/16"	1 7/8"	57120
	RS- 5/8"-11UNC	2200 lbs	0.66 lbs	15/16"	19/32"	9/16"	1 3/8"	1 3/8"	5/8"	1 7/8"	57198
	RS- 3/4"-10UNC	2640 lbs	0.88 lbs	1 3/16"	43/64"	5/8"	1 9/16"	1 9/16"	3/4"	2 5/32"	57205
	RS- 7/8"-9UNC	3300 lbs	1.4 lbs	1 11/32"	13/16"	25/32"	1 31/32"	1 31/32"	7/8"	2 3/4"	57212
	RS- 1"-8UNC	4400 lbs	1.5 lbs	1 13/32"	13/16"	25/32"	1 31/32"	1 31/32"	1"	2 3/4"	57213
	RS- 1 1/8"-7UNC	5500 lbs	3.2 lbs	1 3/4"	1"	15/16"	2 3/8"	2 3/8"	1 1/8"	3 11/32"	57471
	RS- 1 1/8"-8UN	5500 lbs	3.2 lbs	1 3/4"	1"	15/16"	2 3/8"	2 3/8"	1 1/8"	3 11/32"	7985010
	RS- 1 1/4"-7UNC	6600 lbs	3.5 lbs	1 3/4"	1"	15/16"	2 3/8"	2 3/8"	1 1/4"	3 11/32"	57685
	RS- 1 1/4"-8UN	6600 lbs	3.5 lbs	1 3/4"	1"	15/16"	2 3/8"	2 3/8"	1 1/4"	3 11/32"	57686
	RS- 1 3/8"-6UNC	6600 lbs	3.45 lbs	2 5/8"	1 11/16"	1 1/2"	3 1/2"	3 15/16"	1 3/8"	5 1/8"	58599
	RS- 1 1/2"-6UNC	8800 lbs	13.0 lbs	2 9/8"	1 11/16"	1 1/2"	3 1/2"	3 15/16"	1 1/2"	5 1/8"	58615
RS- 1 1/2"-8UN	8800 lbs	13.0 lbs	2 9/8"	1 11/16"	1 1/2"	3 1/2"	3 15/16"	1 1/2"	5 1/8"	7990453	
RS- 1 3/4"-5UNC	13200 lbs	13.6 lbs	2 5/8"	1 11/16"	1 1/2"	3 1/2"	3 15/16"	1 3/4"	5 1/8"	58616	
RS- 1 3/4"-8UN	13200 lbs	13.6 lbs	2 5/8"	1 11/16"	1 1/2"	3 1/2"	3 15/16"	1 3/4"	5 1/8"	7990186	
RS- 2"-4.5UNC	17600 lbs	14.1 lbs	2 5/8"	1 11/16"	1 1/2"	3 1/2"	3 15/16"	2"	5 1/8"	58658	
Whitworth thread	RS-3/8"-BSW	550 lbs	0.22 lbs	19/32"	7/16"	25/64"	1"	1"	3/8"	1 11/32"	51808
	RS-1/2"-BSW	880 lbs	0.44 lbs	23/32"	1/2"	15/32"	1 3/16"	1 3/16"	1/2"	1 5/8"	51810
	RS-5/8"-BSW	2200 lbs	0.66 lbs	15/16"	19/32"	9/16"	1 3/8"	1 3/8"	5/8"	1 7/8"	51811
	RS-3/4"-BSW	2640 lbs	0.88 lbs	1 3/16"	43/64"	5/8"	1 9/16"	1 9/16"	3/4"	2 5/32"	51813
	RS-7/8"-BSW	3300 lbs	1.4 lbs	1 11/32"	13/16"	25/32"	1 31/32"	1 31/32"	7/8"	2 3/4"	51816
	RS-1"-BSW	4400 lbs	1.5 lbs	1 13/32"	13/16"	25/32"	1 31/32"	1 31/32"	1"	2 3/4"	51774
	RS-1 1/8"-BSW	5500 lbs	3.2 lbs	1 3/4"	1"	15/16"	2 3/8"	2 3/8"	1 1/8"	3 11/32"	51775
	RS-1 1/4"-BSW	6600 lbs	3.5 lbs	1 3/4"	1"	15/16"	2 3/8"	2 3/8"	1 1/4"	3 11/32"	51776
	RS-1 1/2"-BSW	8800 lbs	13.0 lbs	2 9/8"	1 11/16"	1 1/2"	3 1/2"	3 15/16"	1 1/2"	5 1/8"	51779
	RS-1 3/4"-BSW	13200 lbs	13.6 lbs	2 5/8"	1 11/16"	1 1/2"	3 1/2"	3 15/16"	1 3/4"	5 1/8"	51803
RS-2"-BSW	17600 lbs	14.1 lbs	2 5/8"	1 11/16"	1 1/2"	3 1/2"	3 15/16"	2"	5 1/8"	51805	

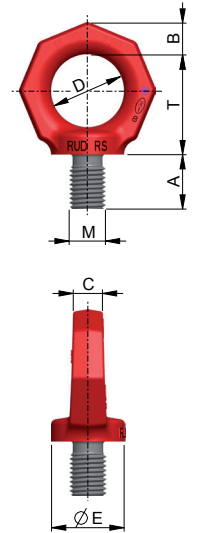


Table 3

Subject to technical alterations

Method of lift												
Number of legs	1	1	2	2	2	2	2	3 / 4	3 / 4	3 / 4		
Angle of inclination <math>\alpha</math>	0°	90°	0°	90°	0-45°	>45-60°	Un-symm.	0-45°	>45-60°	Un-symm.		
Metric type	<b>RUD-Eyebolt -WLL in lbs, bolted</b>											
RS-M6	880 lbs	<b>220 lbs</b>	1760 lbs	<b>For these kind of lifting purposes we recommend lifting points which can be adjusted to direction of pull!</b>								
RS-M8	1760 lbs	<b>440 lbs</b>	3520 lbs									
RS-M10	2200 lbs	<b>550 lbs</b>	4400 lbs									
RS-M12	3520 lbs	<b>880 lbs</b>	7040 lbs									
RS-M16	8800 lbs	<b>2200 lbs</b>	17600 lbs									
RS-M20	13200 lbs	<b>3300 lbs</b>	26400 lbs									
RS-M24	17600 lbs	<b>4400 lbs</b>	35200 lbs									
RS-M30	26400 lbs	<b>6600 lbs</b>	52800 lbs									
RS-M36	35200 lbs	<b>8800 lbs</b>	70400 lbs									
RS-M42	52800 lbs	<b>13200 lbs</b>	105600 lbs									
RS-M48	70400 lbs	<b>17600 lbs</b>	140800 lbs									

Table 4

	Type	WLL	weight	A	B	C	D	E	M	T	Art.-No.
Imperial thread UNC-fine thread	RS-3/8"-24UNF	550 lbs	0,22 lbs	19/32"	7/16"	3/8"	63/64"	63/64"	3/8"-24UNF	1 11/32"	56881
	RS-7/16"-20UNF	880 lbs	0,4 lbs	23/32"	1/2"	15/32"	1 3/16"	1 3/16"	7/16"-20UNF	1 5/8"	56872
	RS-1/2"-20UNF	880 lbs	0,4 lbs	23/32"	1/2"	15/32"	1 3/16"	1 3/16"	1/2"-20UNF	1 5/8"	56873
	RS-5/8"-18UNF	2200 lbs	0,66 lbs	15/16"	19/32"	9/16"	1 3/8"	1 3/8"	5/8"-18UNF	1 7/8"	57199
	RS-3/4"-16UNF	2640 lbs	0,99 lbs	1 3/16"	43/64"	5/8"	1 9/16"	1 9/16"	3/4"-16UNF	2 5/32"	57204
	RS-1"-12UNF	4400 lbs	1,87 lbs	1 27/64"	13/16"	3/4"	1 31/32"	1 31/32"	1"-12UNF	2 3/4"	57215

Table 5